

SRS Warning Light System Malfunction (Does not light up when ignition switch is turned to ACC or ON).

CIRCUIT DESCRIPTION

The SRS warning light is located on the combination meter.

When the SRS is normal, the SRS warning light lights up for approx. 6 seconds after the ignition switch is turned from LOCK position to ACC or ON position, and then turns off automatically.

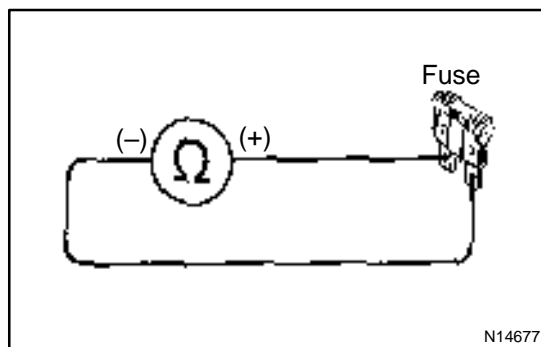
If there is a malfunction in the SRS, the SRS warning light lights up to inform the driver of the abnormality. When terminals Tc and E1 of the DLC1 are connected, the DTC is displayed by the blinking of the SRS warning light.

WIRING DIAGRAM

Refer to page [DI-255](#) for the WIRING DIAGRAM.

INSPECTION PROCEDURE

1 Check SRS Fuse.



PREPARATION:

Remove SRS fuse.

CHECK:

Check continuity of SRS fuse.

OK:

Continuity

HINT:

- Fuse may be burnt out even if it appears to be OK during visual inspection.
- If fuse is OK, install it.

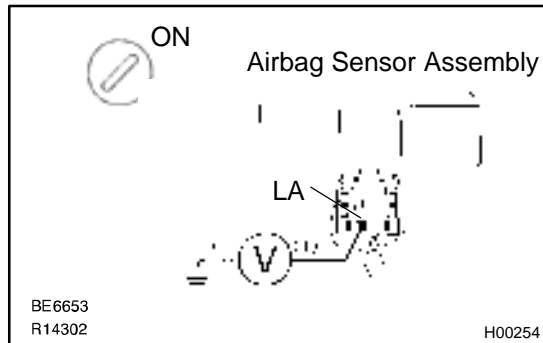
NG

Go to step 5.

OK

2 Preparation. (See step on page [DI-252](#))

3 Check SRS warning light circuit.



PREPARATION:

- (a) Connect negative (–) terminal cable to battery.
- (b) Turn ignition switch to ACC or ON.

CHECK:

Measure voltage LA terminal of harness side connector of airbag sensor assembly.

OK:

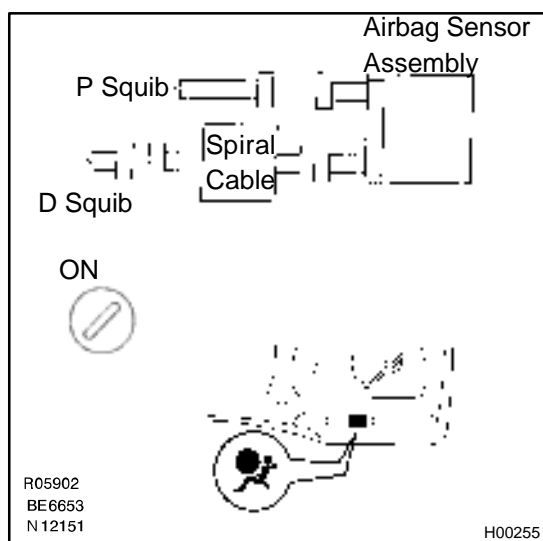
Voltage: 10 – 14 V

NG

Check SRS warning light bulb / repair SRS warning light circuit.

OK

4 Does SRS warning light come on?



PREPARATION:

- (a) Disconnect negative (–) terminal cable from the battery.
- (b) Connect airbag sensor assembly connector.
- (c) Connect negative (–) terminal cable to battery, and wait at least 2 seconds.
- (d) Turn ignition switch to ACC or ON.

CHECK:

Check operation of SRS warning light.

NO

Check terminal LA of airbag sensor assembly. If normal, replace airbag sensor assembly.

YES

From the results of the above inspection, the malfunctioning part can now be considered normal. To make sure of this, use the simulation method to check.

5	Is new SRS fuse burnt out again?
---	----------------------------------

NO

Using simulation method, reproduce malfunction symptoms (See page [IN-17](#)).

YES

Check harness between SRS fuse and SRS warning light.